



**COMMUNICATIONS
REGULATORY COMMISSION
OF MONGOLIA**

COMMUNICATIONS' SERVICES LICENSEE'S
MAIN INDICATORS 2021

CONTENTS



1. License



3. Fixed telecom



5. Internet & Network



7. Post service



9. Human Resource



2. Mobile telecom



4. Fixed and Mobile traffic



6. Multi channel service



8. Financial indicators



1.Number of Communications License

Communication service license



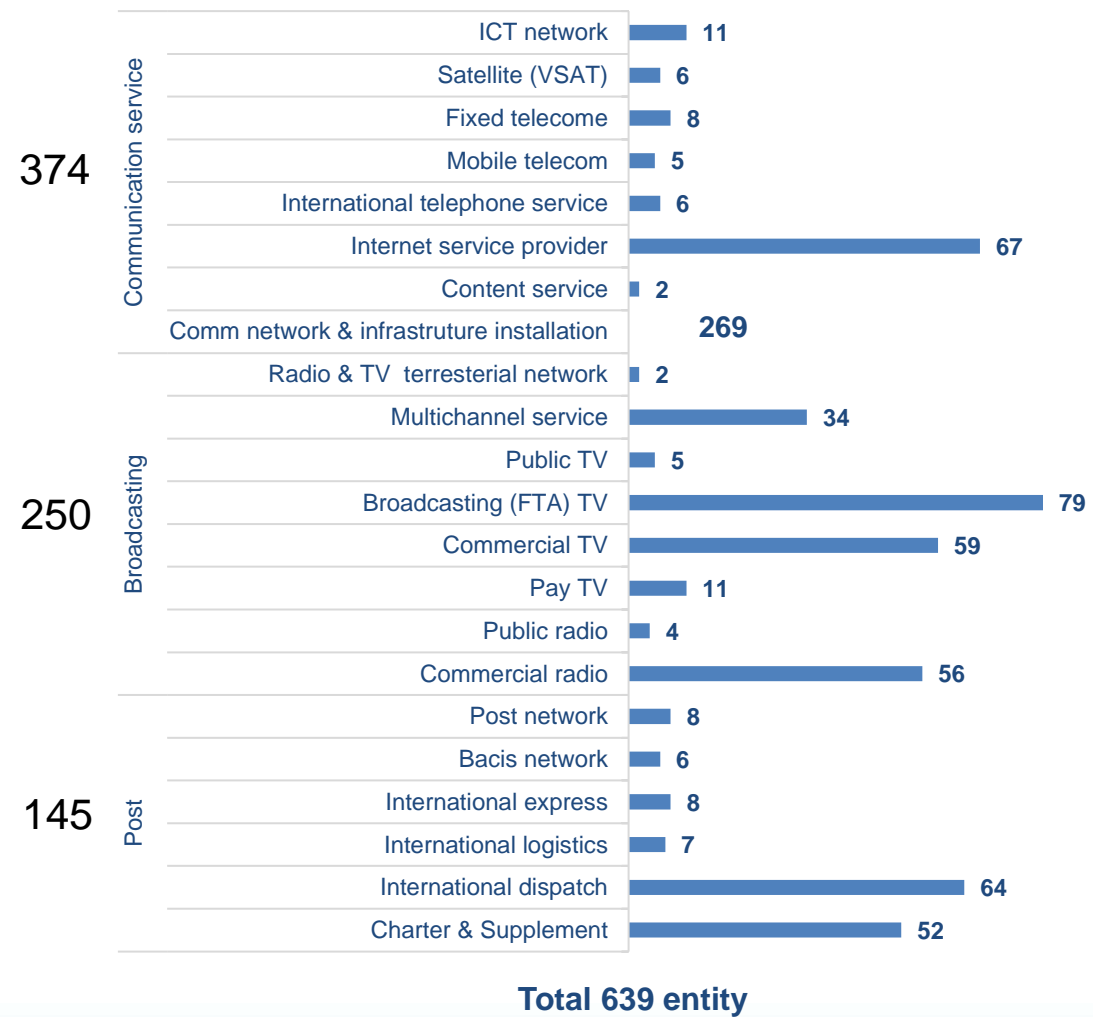
Radio frequency license












Radio frequency certificate



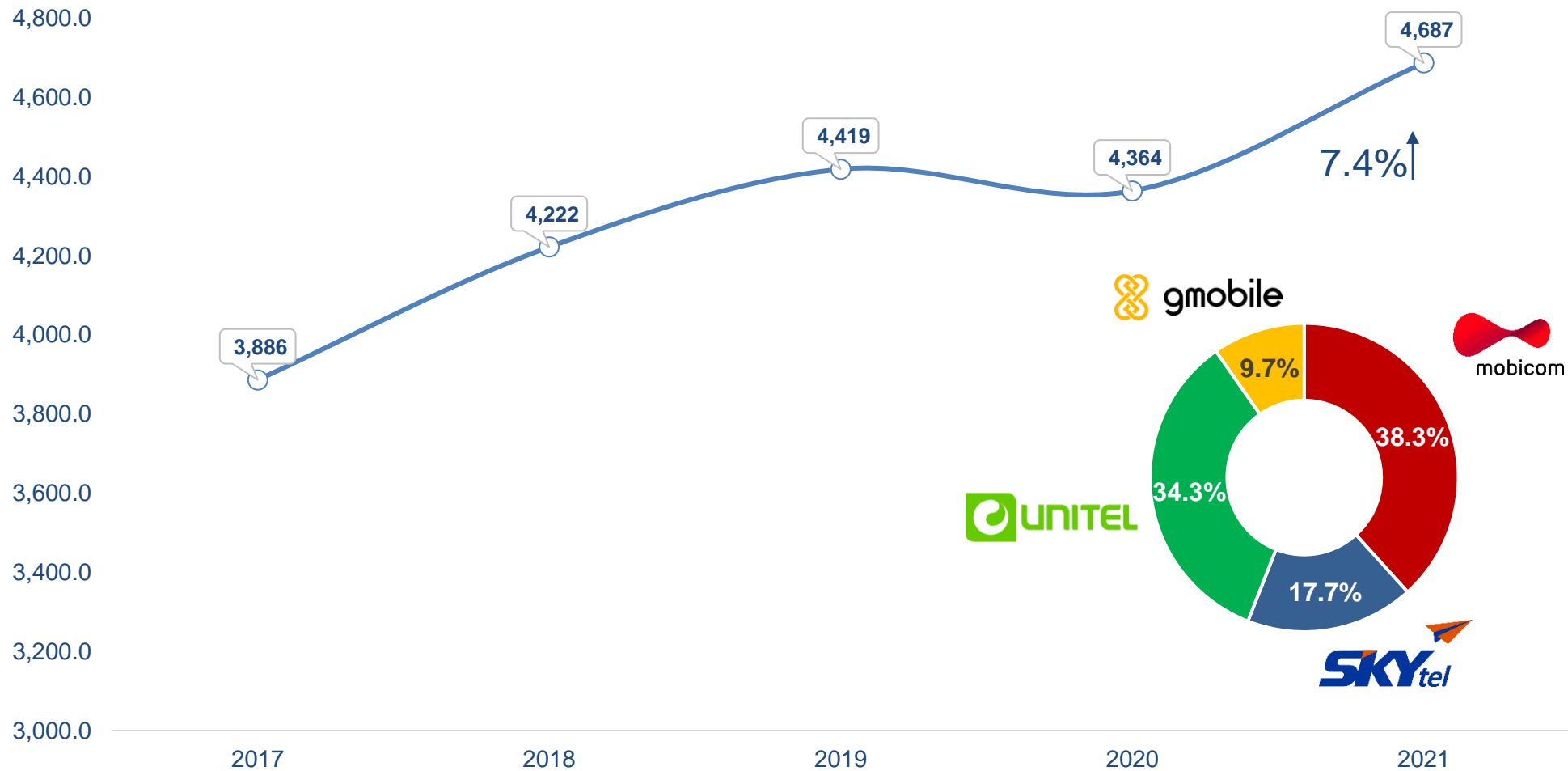
Communications service license /by service types, year 2021/



-  1.Number of license
-  2.Үүрэн холбооны үйлчилгээ
-  3.Суурин холбооны үйлчилгээ
-  4.Ачаалал
-  5.Интернэтийн үйлчилгээ
-  6.Телевиз олон сувгийн үйлчилгээ
-  7.Шуудангийн үйлчилгээ
-  8.Эдийн засгийн үзүүлэлтүүд
-  9.Хүний нөөц



2.1. ACTIVE MOBILE SUBSCRIBER /thous.subscriber/



1.Тусгай зөвшөөрлийн тоо

2.Mobile telecom

3.Суурин холбооны үйлчилгээ

4.Ачаалал

5.Интернэтийн үйлчилгээ

6.Телевиз олон сувгийн үйлчилгээ

7.Шуудангийн үйлчилгээ

8.Эдийн засгийн үзүүлэлтүүд

9.Хүний нөөц

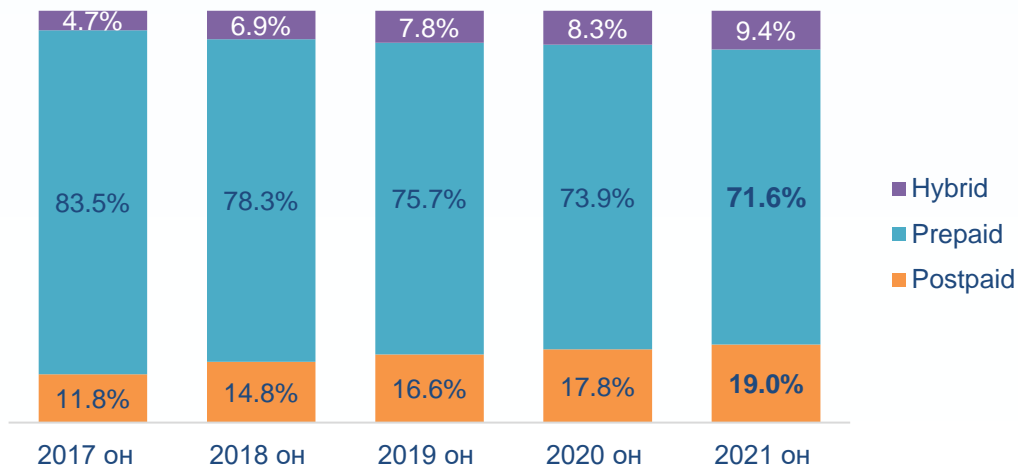


2.2. ACTIVE MOBILE SUBSCRIBER


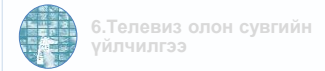
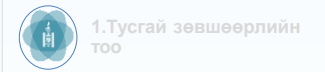
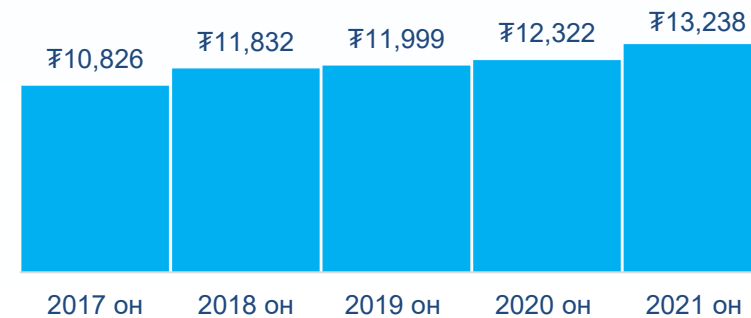
Mobile Market share

Operator name	2017	2018	2019	2020	2021
Mobicom Corporation LLC	38.64%	37.80%	38.03%	38.17%	38.3%
Skytel LLC	15.25%	16.51%	17.43%	18.06%	17.7%
Unitel LLC	35.16%	34.03%	33.08%	32.20%	34.3%
G-Mobile LLC	10.95%	11.66%	11.46%	11.58%	9.7%

Mobile subscription by payment type



Mobile telecom ARPU

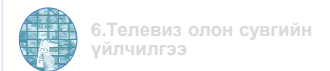
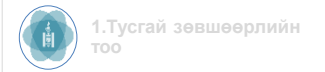
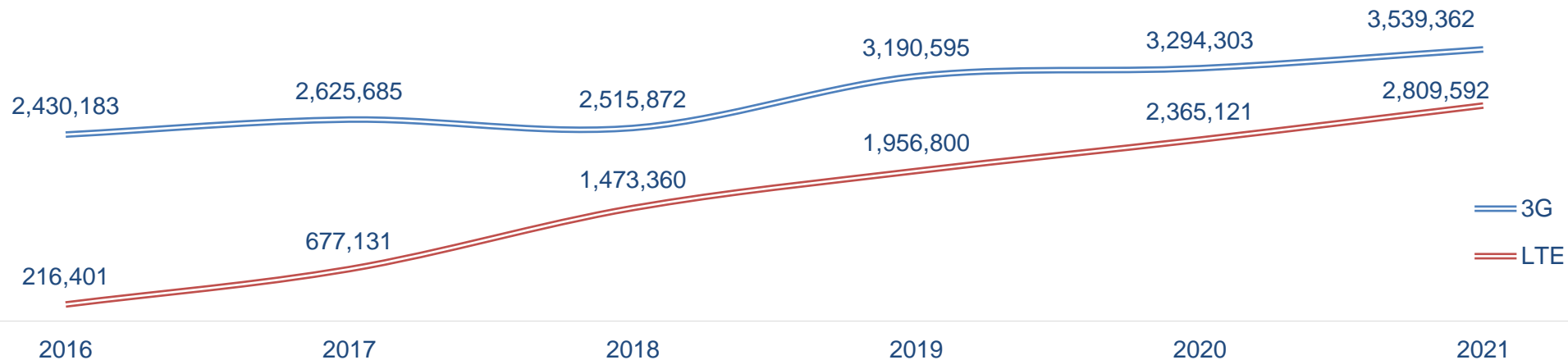




2.3. ACTIVE MOBILE BROADBAND SUBSCRIPTION

Year	Voice and data	Data only	M2M
2017	2,908,829	70,677	43,395
2018	3,325,317	95,239	78,714
2019	3,351,665	252,686	108,238
2020	3,353,188	226,583	118,403
2021	3,633,268	255,971	113,765

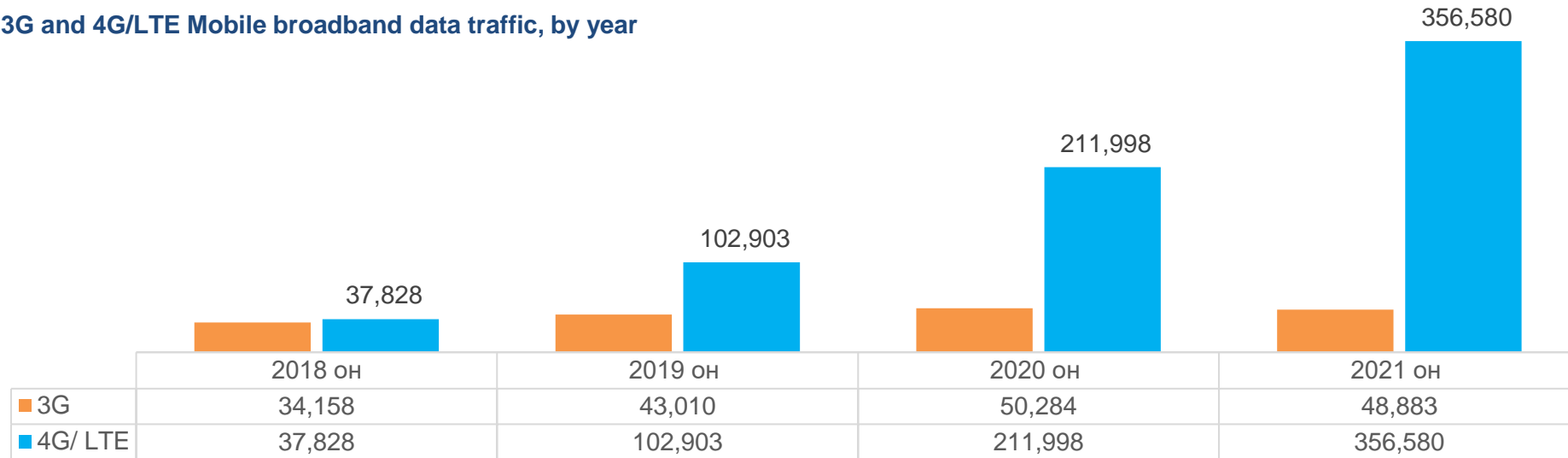
By technology



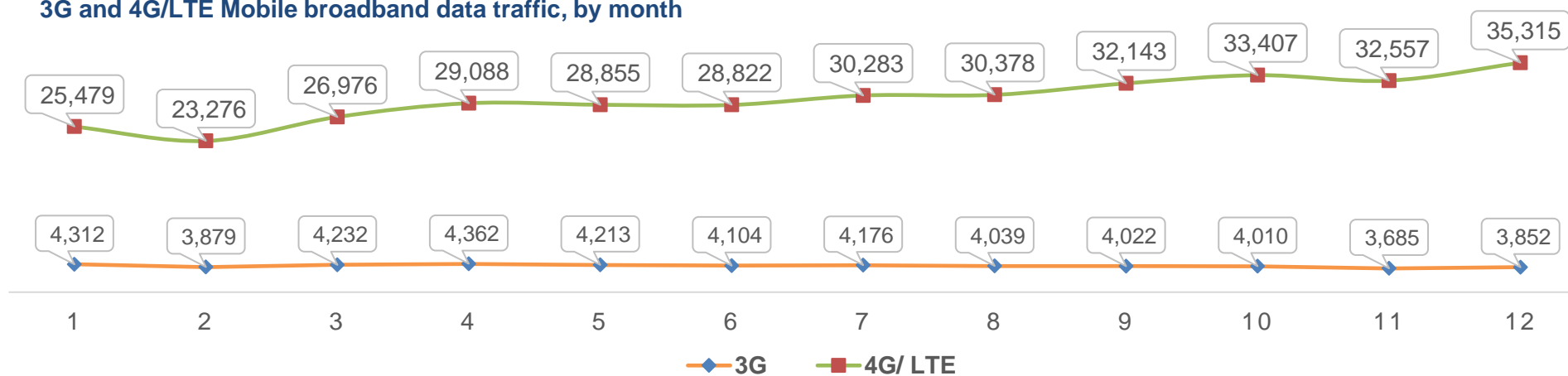


2.4. MOBILE BROADBAND TRAFFIC /Terabyte=[TB]/

3G and 4G/LTE Mobile broadband data traffic, by year



3G and 4G/LTE Mobile broadband data traffic, by month



1.Тусгай зөвшөөрлийн тоо

2.Mobile telecom

3.Суурин холбооны үйлчилгээ

4.Ачаалал

5.Интернэтийн үйлчилгээ

6.Телевиз олон сувгийн үйлчилгээ

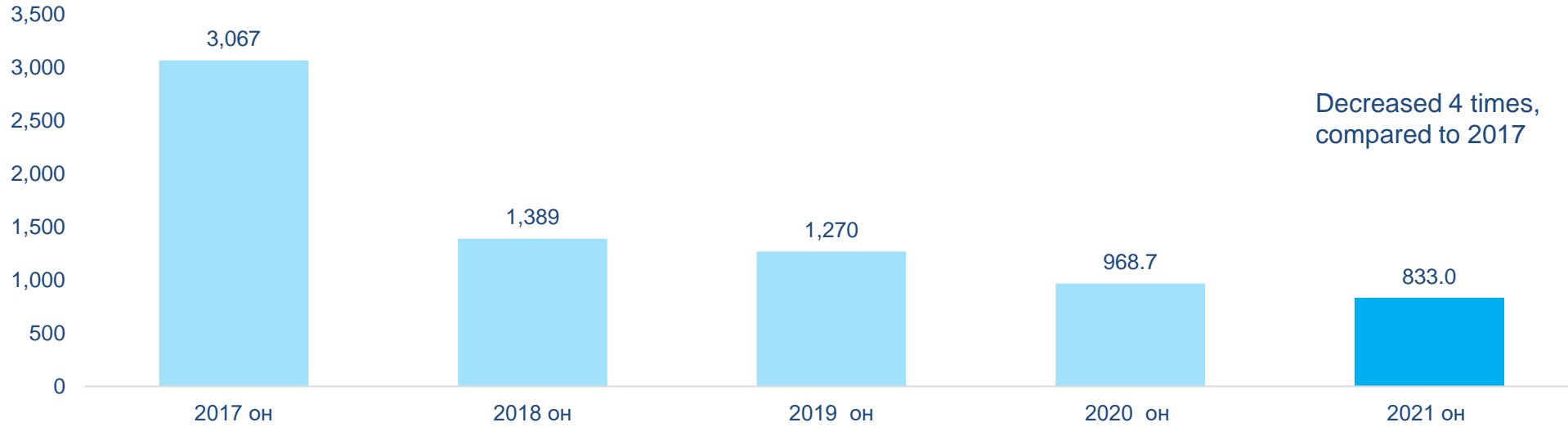
7.Шуудангийн үйлчилгээ

8.Эдийн засгийн үзүүлэлтүүд

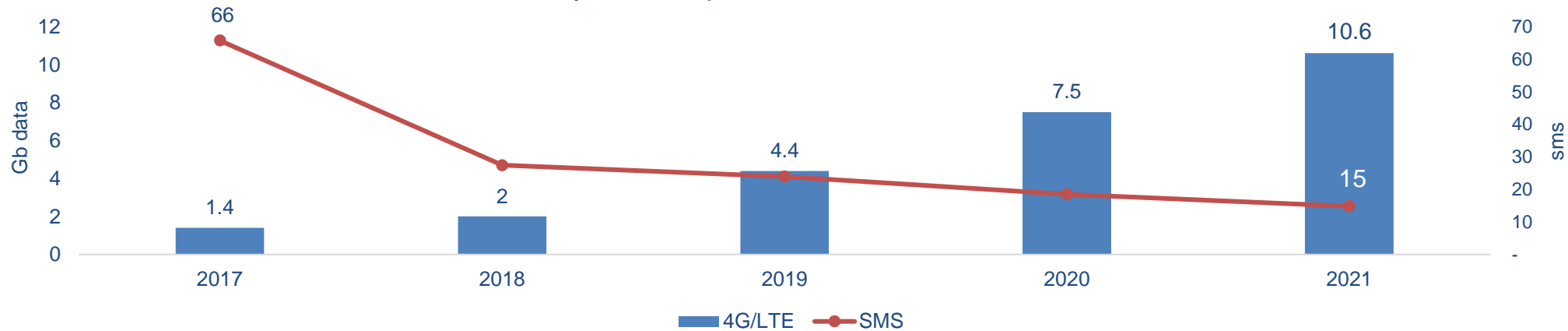
9.Хүний нөөц



2.5. SMS SENT/million/



Monthly traffic of per subscriber, SMS and data



1.Тусгай зөвшөөрлийн тоо

2.Mobile telecom

3.Суурин холбооны үйлчилгээ

4.Ачаалал

5.Интернэтийн үйлчилгээ

6.Телевиз олон сувгийн үйлчилгээ

7.Шуудангийн үйлчилгээ

8.Эдийн засгийн үзүүлэлтүүд

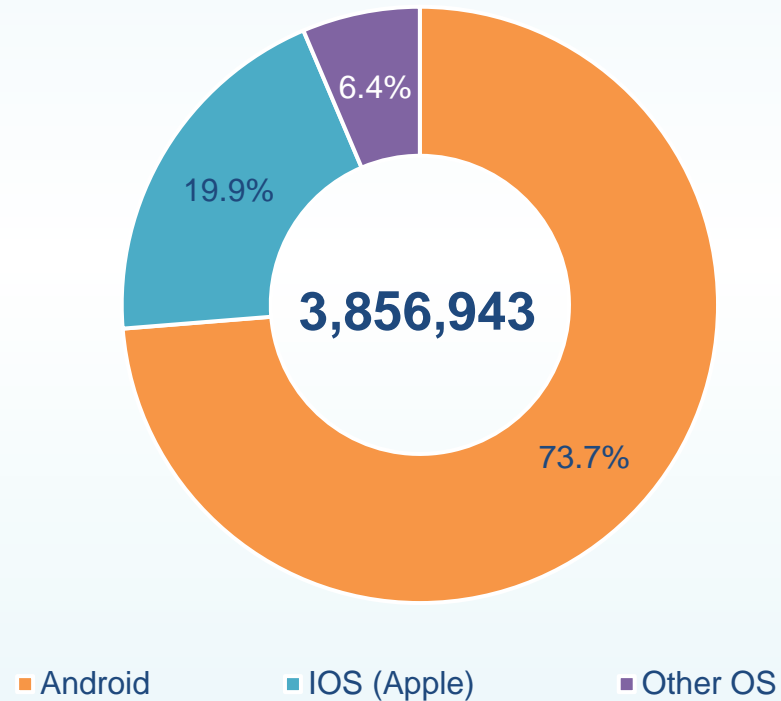
9.Хүний нөөц



2.6. NUMBER OF SMART DEVICE USER



Smart device,
by operation system – 2021



Android	IOS (Apple)	Symbian	Research in motion (RIM)	Microsoft Windows Mobile	OS	Nokia	Yunos	Bada OS	Linux	Maemo	Бусад
2,843,720	766,748	2,831	662	643	494	252	45	25	10	6	241,507

1.Тусгай зөвшөөрлийн тоо

2.Mobile telecom

3.Суурин холбооны үйлчилгээ

4.Ачаалал

5.Интернэтийн үйлчилгээ

6.Телевиз олон сувгийн үйлчилгээ

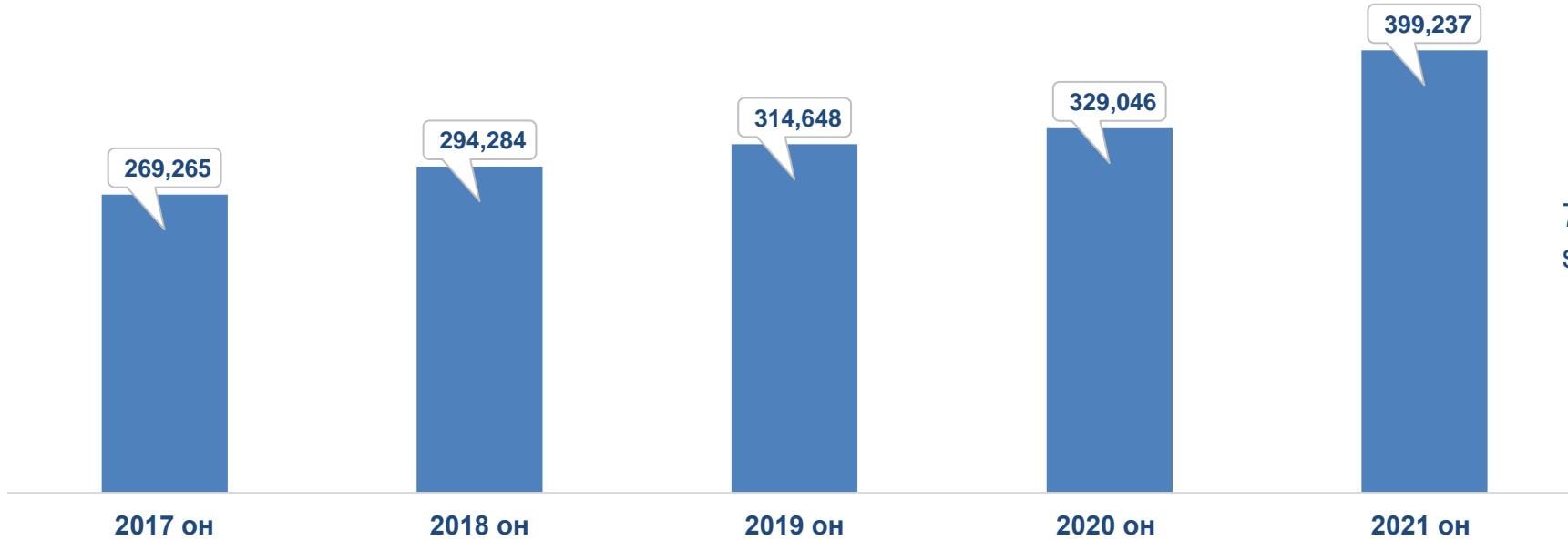
7.Шуудангийн үйлчилгээ

8.Эдийн засгийн үзүүлэлтүүд

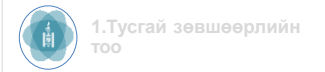
9.Хүний нөөц



3.1. FIXED TELEPHONE SUBSCRIPTIONS (Active subscriber)



79% IPTV
subscriber



1.Тусгай зөвшөөрлийн тоо



2.Үүрэн холбооны үйлчилгээ



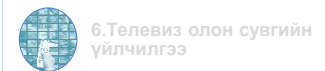
3.Fixed telecom



4.Ачаалал




5.Интернетийн үйлчилгээ



6.Телевиз олон сувгийн үйлчилгээ



7.Шуудангийн үйлчилгээ




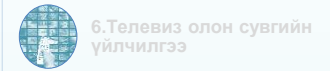

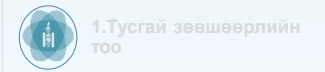
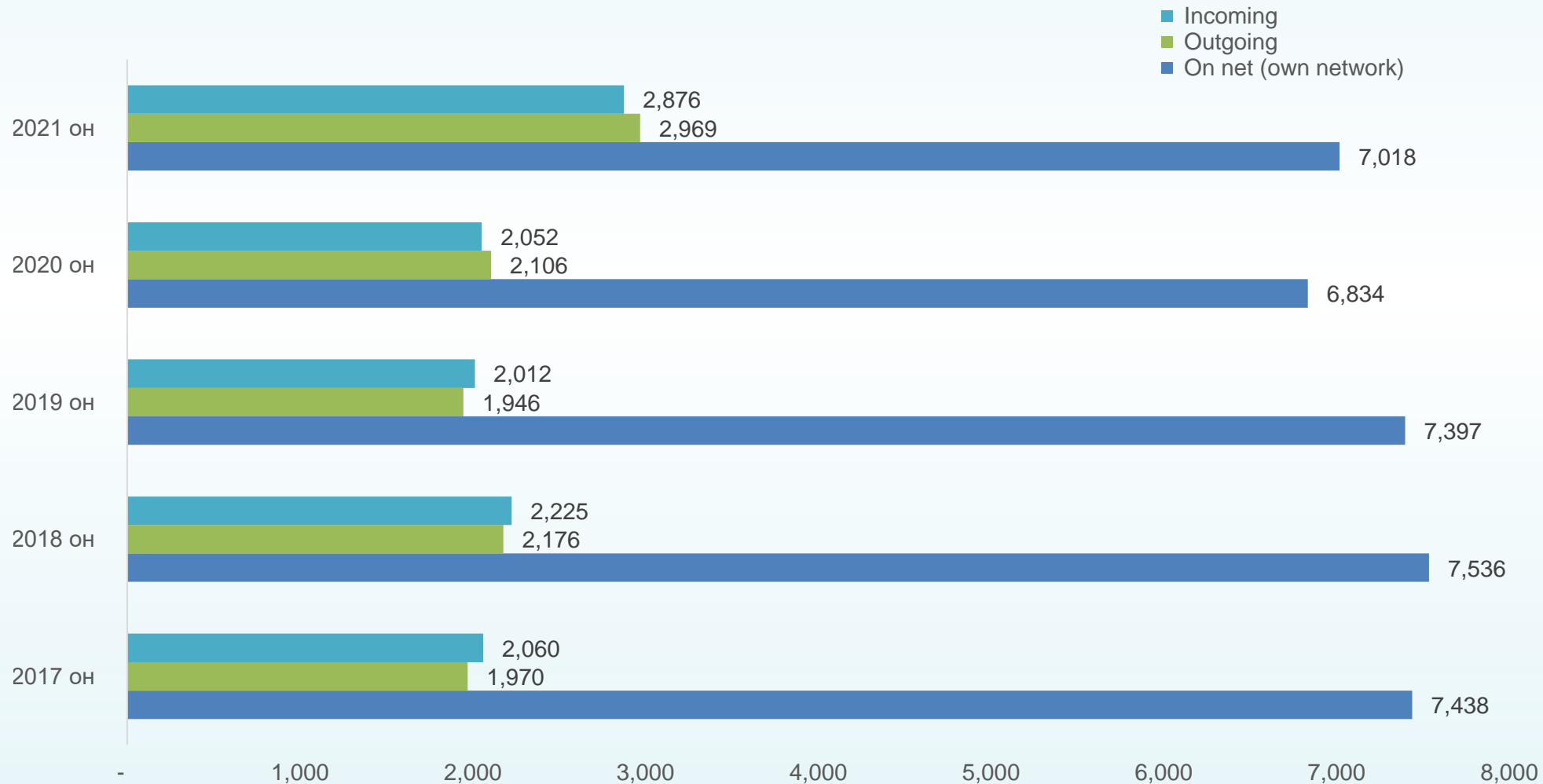
8.Эдийн засгийн үзүүлэлтүүд



9.Хүний нөөц

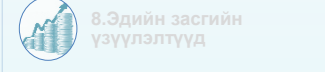
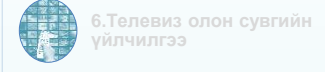

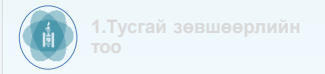
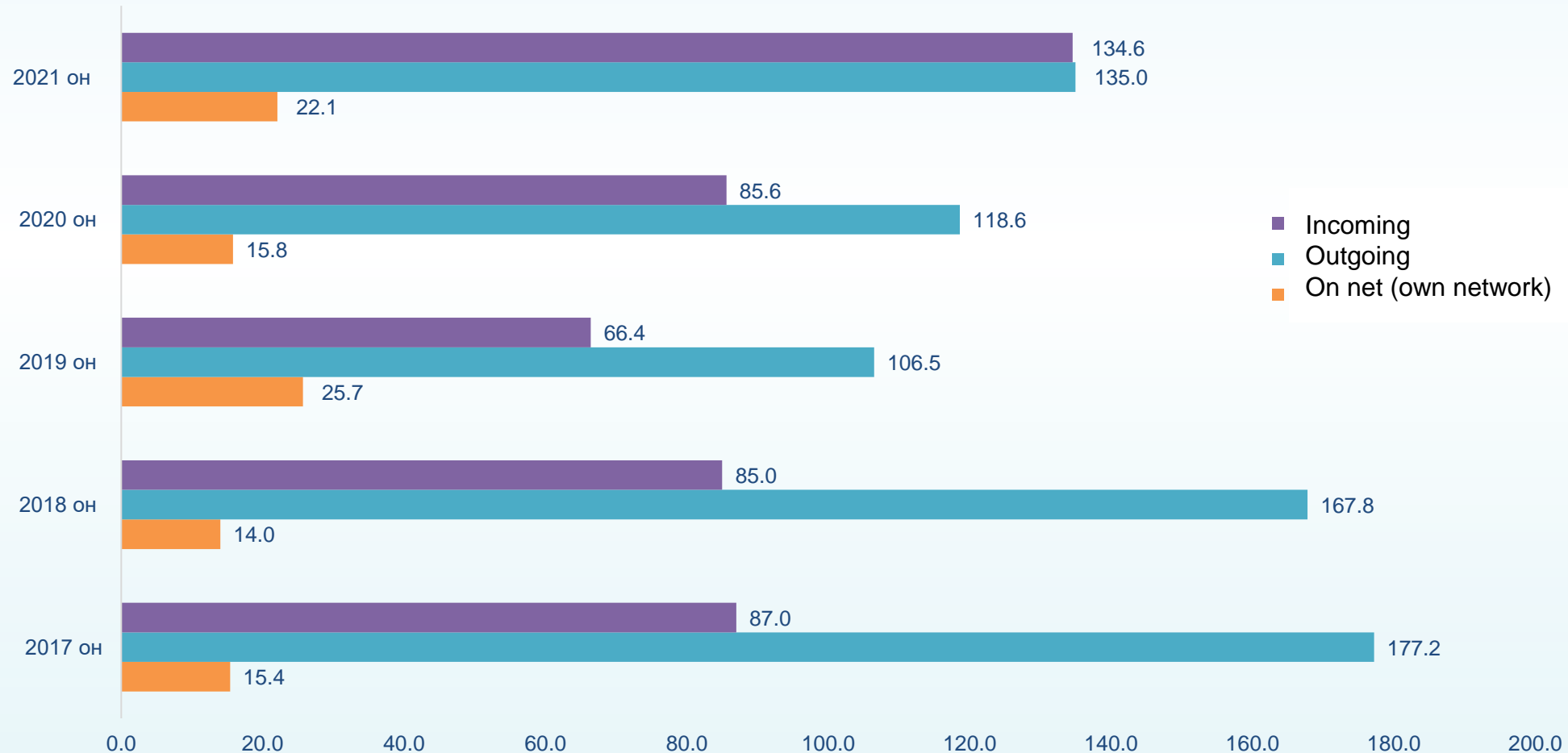


4.1. MOBILE TELEPHONE TRAFFIC, million minutes





4.2. FIXED TELEPHONE TRAFFIC, million minutes

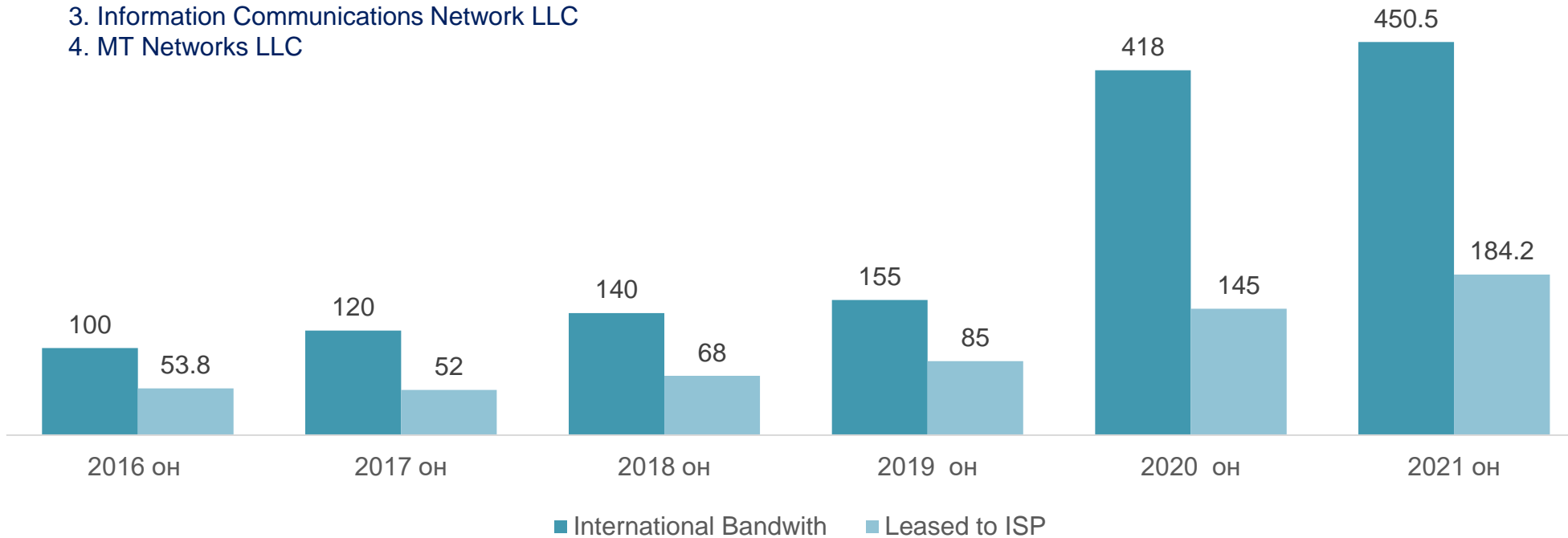






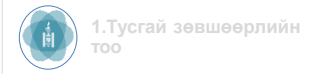
5.1. INTERNATIONAL BANDWIDTH CAPACITY, Gbps

Wholesale internet service providers

1. Gemnet LLC
2. Mobiicom networks LLC
3. Information Communications Network LLC
4. MT Networks LLC



**Total 51 ISP use
184.2 Gbps internet bandwidth**





5.2. COMMUNICATIONS NETWORK

TRANSMISSION NETWORK, BY OWNER /KM/

Service provider	2018	2019	2020	2021
Gemnet LLC	2,265	2,265	2,265	2,265
Skynetworks LLC	10,880	10,880	11,960	12,195
Mobicom Networks LLC	11,643	11,685	12,572	12,895
Information Communication Network LLC	17,989	18,869	19,239	19,548
MT Networks LLC	241	241	241	241
Iron tower LLC	-	-	65	133
Total	43,018	43,940	46,342	47,278

Service provider	Long distance	Local	Total
Gemnet LLC	2,265		2,265
Skynetworks LLC	9,855	2,340	12,195
Mobicom Networks LLC	10,586	2,309	12,895
Information Communication Network LLC	19,472	77	19,548
MT Networks LLC	241		241
Iron tower LLC	65	68	133
Total	42,484	4,794	47,278



Total **373** km long distance , **562** km local fiber optic cable is laid in 2021.

1.Тусгай зөвшөөрлийн тоо

2.Үүрэн холбооны үйлчилгээ

3.Суурин холбооны үйлчилгээ

4.Ачаалал

5.Network

6.Телевиз олон сувгийн үйлчилгээ

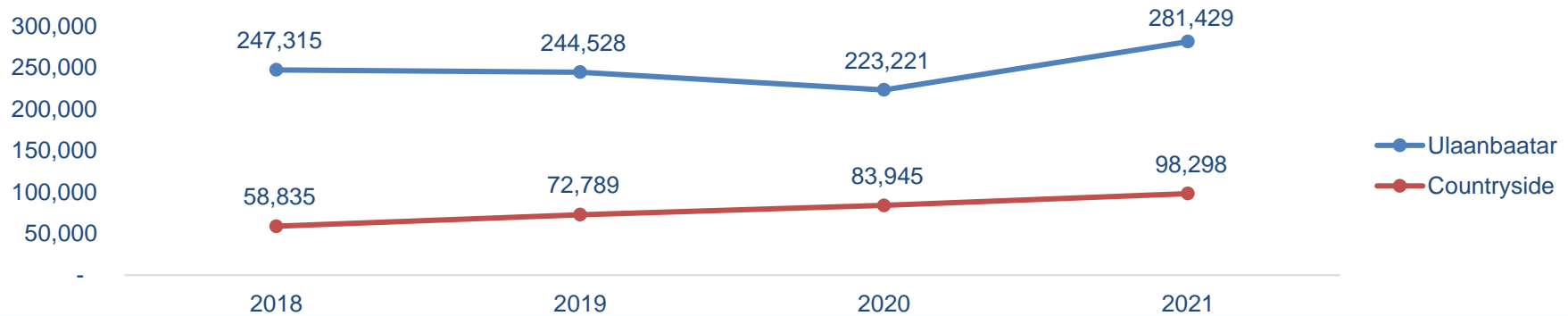
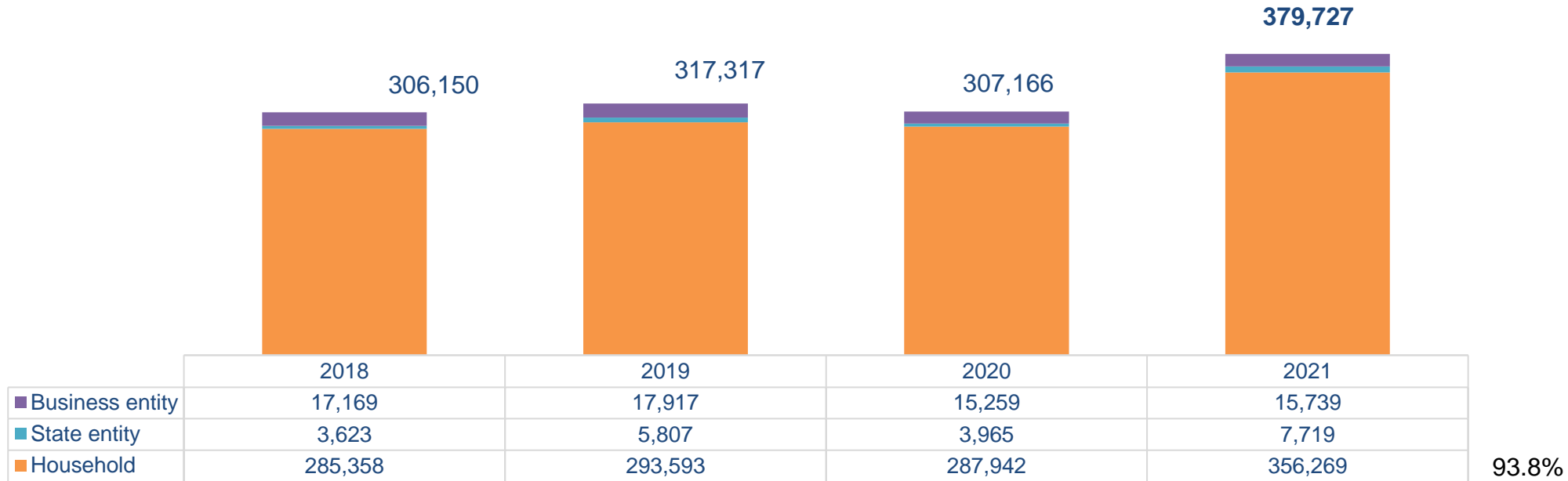
7.Шуудангийн үйлчилгээ

8.Эдийн засгийн үзүүлэлтүүд

9.Хүний нөөц



5.3. FIXED INTERNET SUBSCRIPTIONS



1.Тусгай зөвшөөрлийн тоо

2.Үүрэн холбооны үйлчилгээ

3.Суурин холбооны үйлчилгээ

4.Ачаалал

5.Интернэтийн үйлчилгээ

6.Телевиз олон сувгийн үйлчилгээ

7.Шуудангийн үйлчилгээ

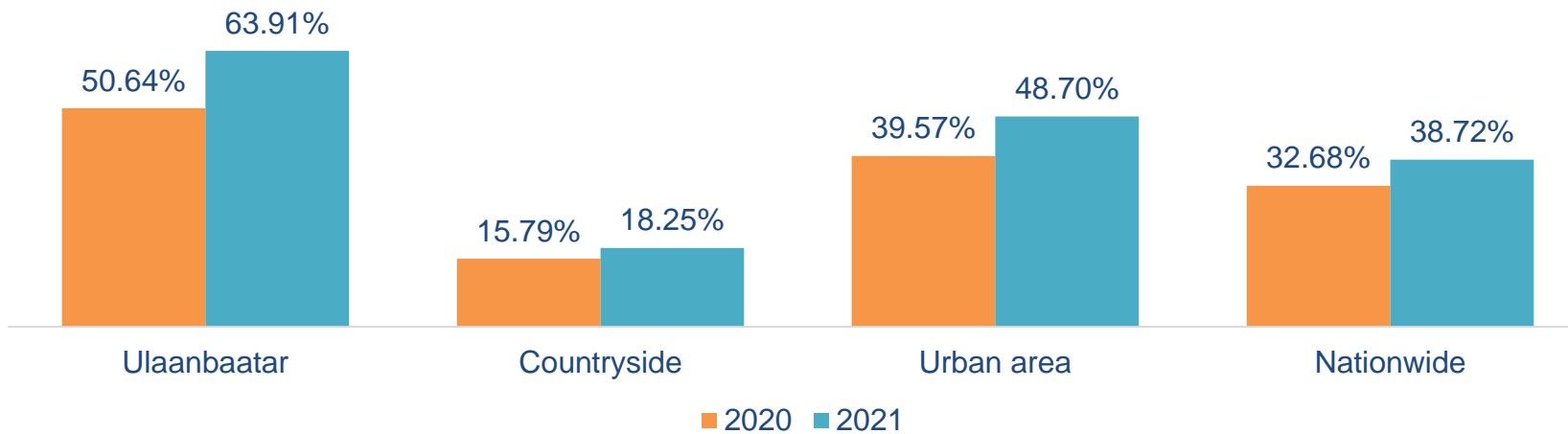
8.Эдийн засгийн үзүүлэлтүүд

9.Хүний нөөц



5.3. FIXED INTERNET SUBSCRIPTIONS

Subscription, location	Total household, 2021	Household Internet subscription	Penetration
Ulaanbaatar	412,527	263,642	63.91%
Countryside	507,638	92,627	18.25%
Urban	731,555	356,269	48.70%
Nationwide	920,165	356,269	38.72%



Household number from www.1212.mn

1.Тусгай зөвшөөрлийн тоо

2.Үүрэн холбооны үйлчилгээ

3.Суурин холбооны үйлчилгээ

4.Ачаалал

5. Internet service

6.Телевиз олон сувгийн үйлчилгээ

7.Шуудангийн үйлчилгээ

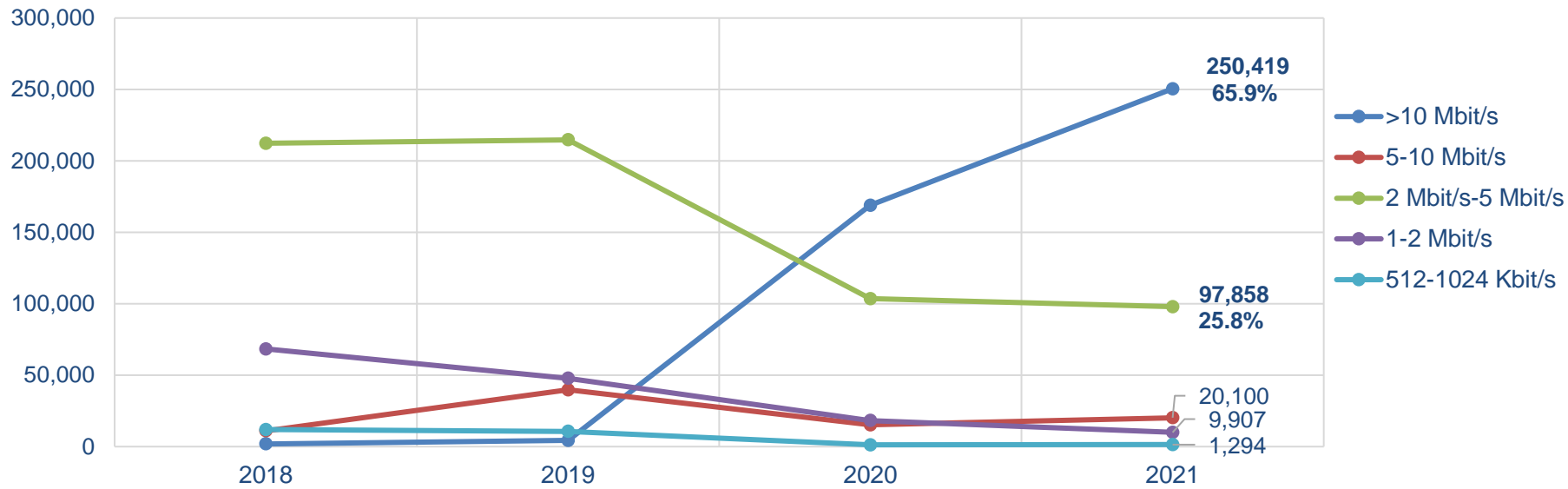
8.Эдийн засгийн үзүүлэлтүүд

9.Хүний нөөц



5.3. INTERNET SUBSCRIPTIONS

Fixed internet subscription, by speed (2018-2021)



Internet subscriptions, by technology (2017-2021)

Он	2017 он	2018 он	2019 он	2020 он	2021 он
DSL	20,251	20,038	17,156	15,988	13,307
Fiber Optic	247,164	275,078	287,835	279,826	354,155
Wi-Fi	13,957	10,607	10,609	8,583	8,337
Wi-MAX	1,469	427	1717	2,769	3,928
Total Fixed	285,093	306,150	317,317	307,166	379,727
Mobile broadband LTE/Wimax smartbox		101,959	102,185	114,602	136,030

1.Тусгай зөвшөөрлийн тоо

2.Үүрэн холбооны үйлчилгээ

3.Суурин холбооны үйлчилгээ

4.Ачаалал

5.Internet service

6.Телевиз олон сувгийн үйлчилгээ

7.Шуудангийн үйлчилгээ

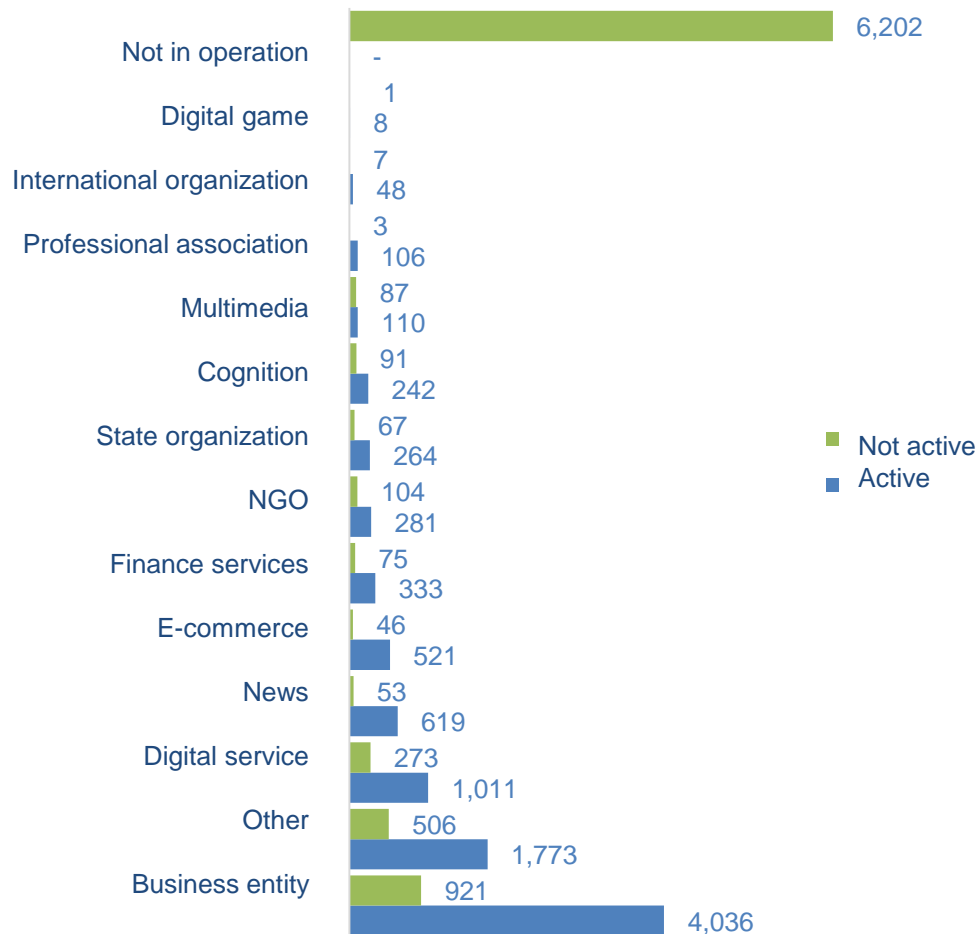
8.Эдийн засгийн үзүүлэлтүүд

9.Хүний нөөц

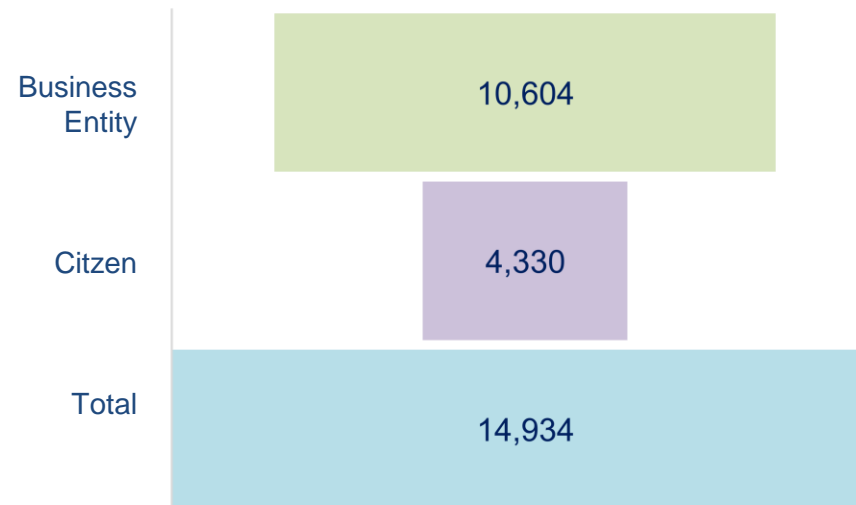


5.4. DOMAIN NAME

MN, Мон domain by business sector



No of Domain name owners



All domain name	23,878
MN domain	17,829
Мон domain	185
Sub domain (* .gov.mn, * .edu.mn, * .org.mn)	3,982
Other domain (* .com, * .net)	1,882

1.Тусгай зөвшөөрлийн тоо

2.Үүрэн холбооны үйлчилгээ

3.Суурин холбооны үйлчилгээ

4.Ачаалал

5. Domain name

6.Телевиз олон сувгийн үйлчилгээ

7.Шуудангийн үйлчилгээ

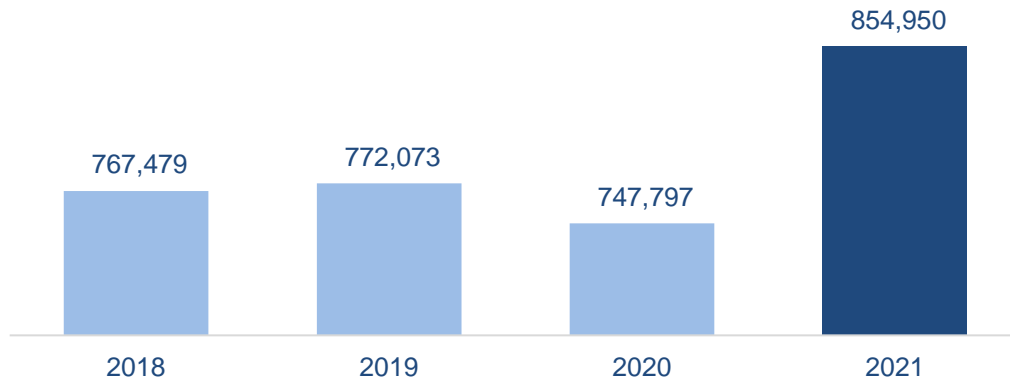
8.Эдийн засгийн үзүүлэлтүүд

9.Хүний нөөц

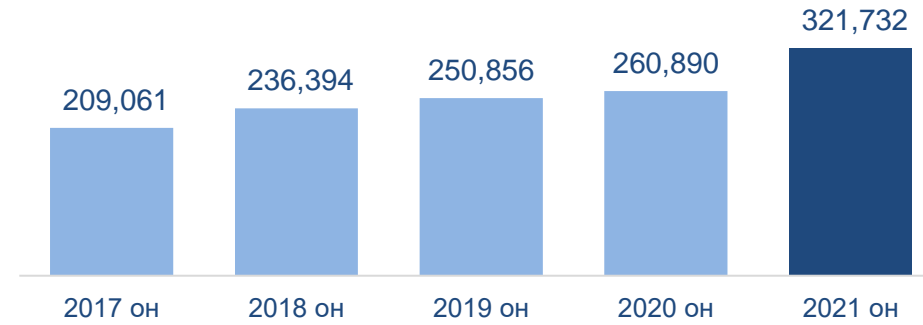


6.1. TELEVISION MULTICHANNEL SERVICE SUBSCRIPTION

TV multichannel service subscription



IPTV subscription

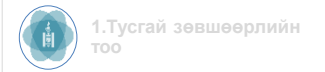


Subscription by technology & location

Type	Ulaanbaatar	Countryside	Total	%
CaTV	28,210	2,680	30,890	3.6%
MMDS	53,536	25,766	79,302	9.3%
Satellite	133,830	242,709	376,539	44.0%
IPTV	241,115	80,617	321,732	37.6%
OTT			46,487	5.4%
Total	456,691	351,772	854,950	100.0%

IPTV subscription, by service bundles

Он	IPTV	IPTV+VOIP	IPTV+VOIP+INTERNET	IPTV+VOIP+INTERNET+WiMax/Mobile	Total
2017 он	13,425	458	195,178	0	209,061
2018 он	14,873	2,666	218,855	0	236,394
2019 он	20,153	2,859	226,595	1,249	250,856
2020 он	7,063	426	252,345	1,056	260,890
2021 он	6,796	2,564	310,683	1,689	321,732



1.Тусгай зөвшөөрлийн тоо



2.Үүрэн холбооны үйлчилгээ



3.Суурин холбооны үйлчилгээ



4.Ачаалал



5.Интернэтийн үйлчилгээ




6.Broadcasting service



7.Шуудангийн үйлчилгээ



8.Эдийн засгийн үзүүлэлтүүд

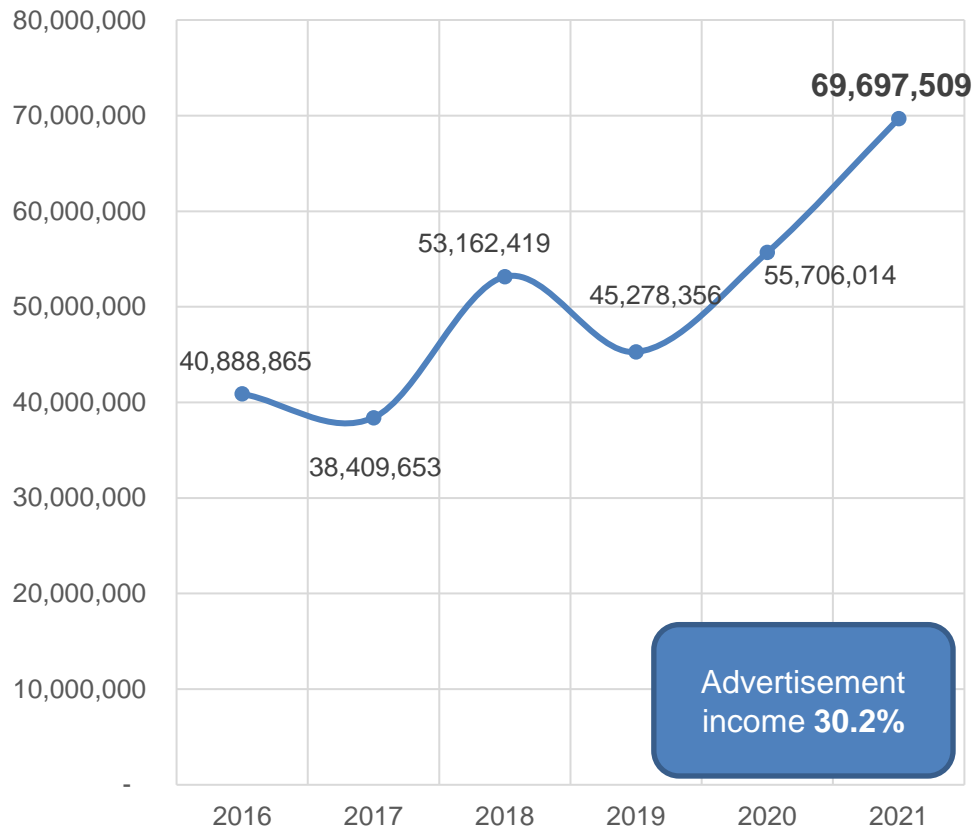


9.Хүний нөөц

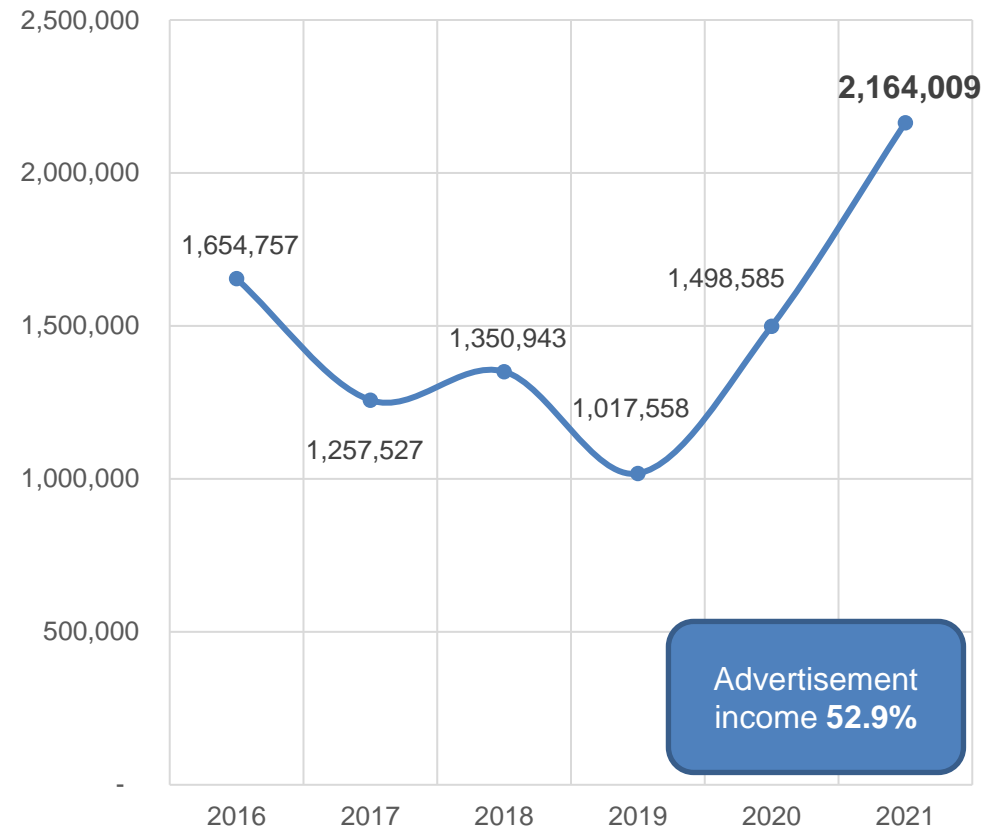


6.2. RADIO & TELEVISION (income data, thous.tug)



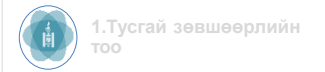
Total TV income



Total Radio income



Not included Public TV income

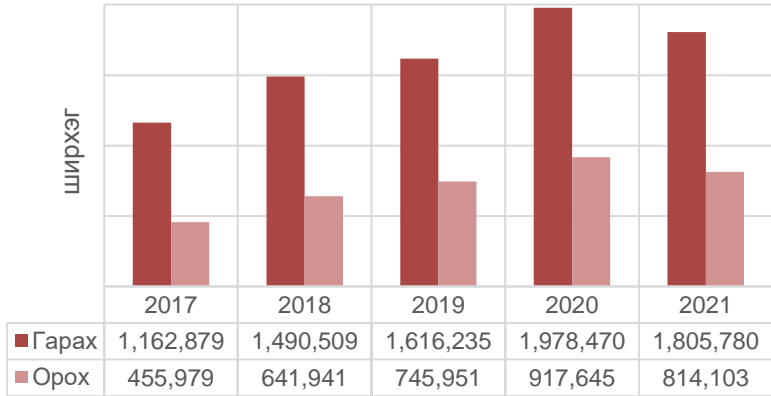




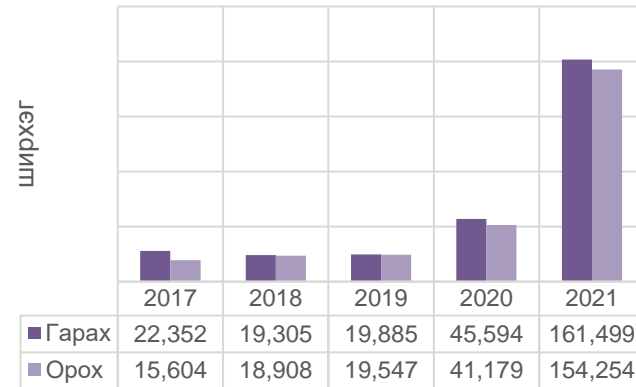
7.1 POST TRAFFIC DATA

7.1.1 Local post traffic (pieces)

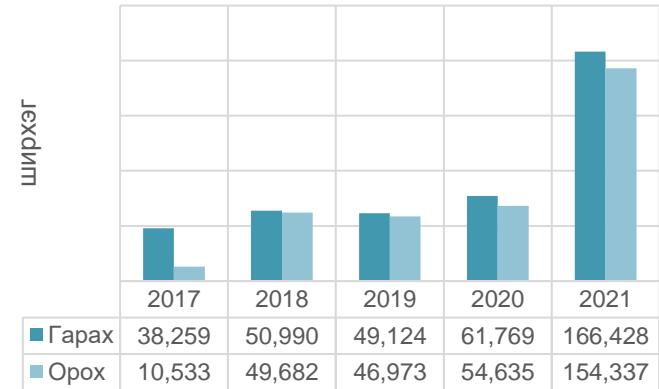
Letter



Parcel (2kg-50kg)

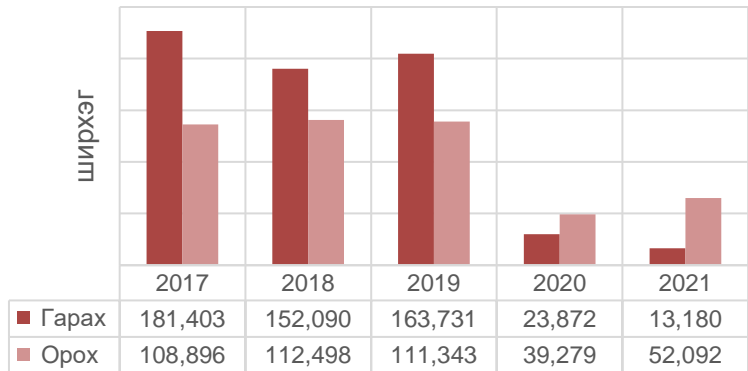


Parcel(< 2kg)

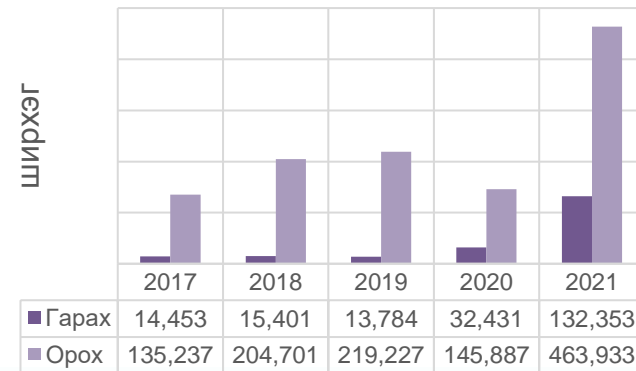


7.1.2 International post traffic (pieces)

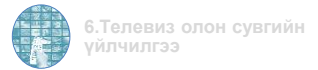
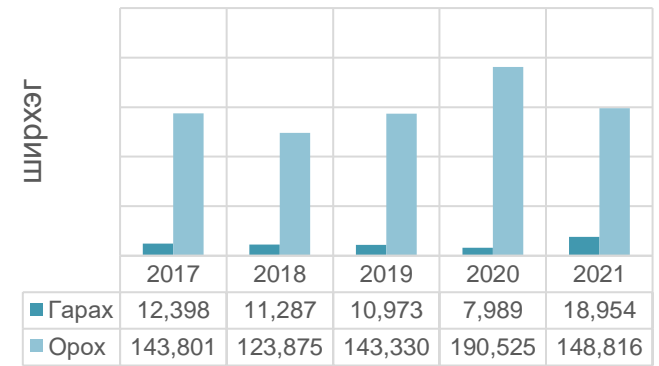
Letter



Parcel(2kg-50kg)



Parcel(< 2kg)

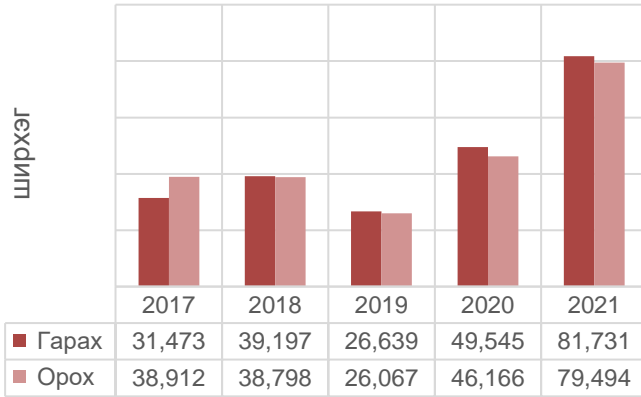




7.1 POST TRAFFIC DATA

7.1.3 Local express post traffic (pieces)

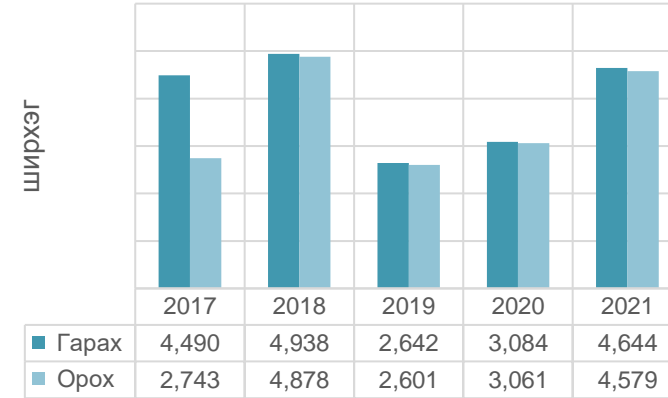
Letter



Parcel (2kg-50kg)

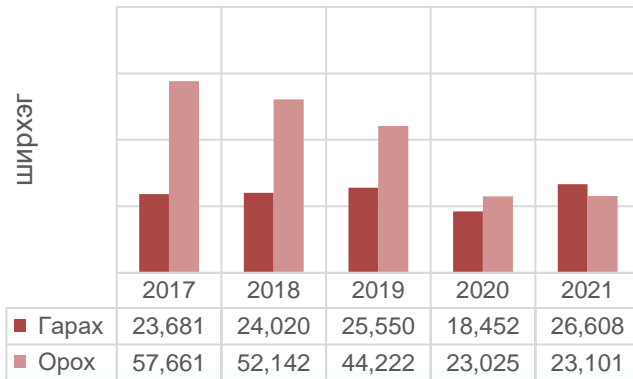


Parcel(< 2kg)

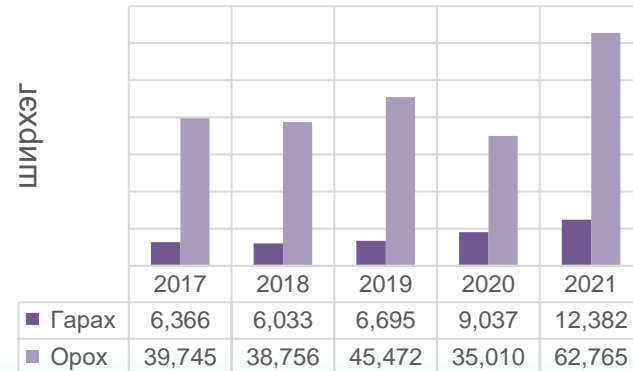


7.1.4 International express post traffic (pieces)

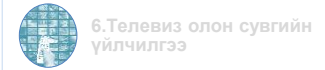

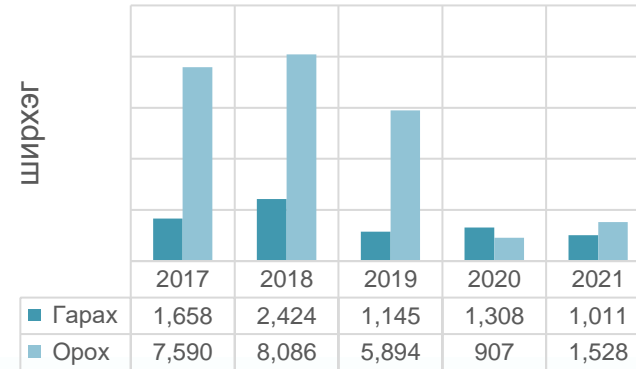
Letter



Parcel (2kg-50kg)

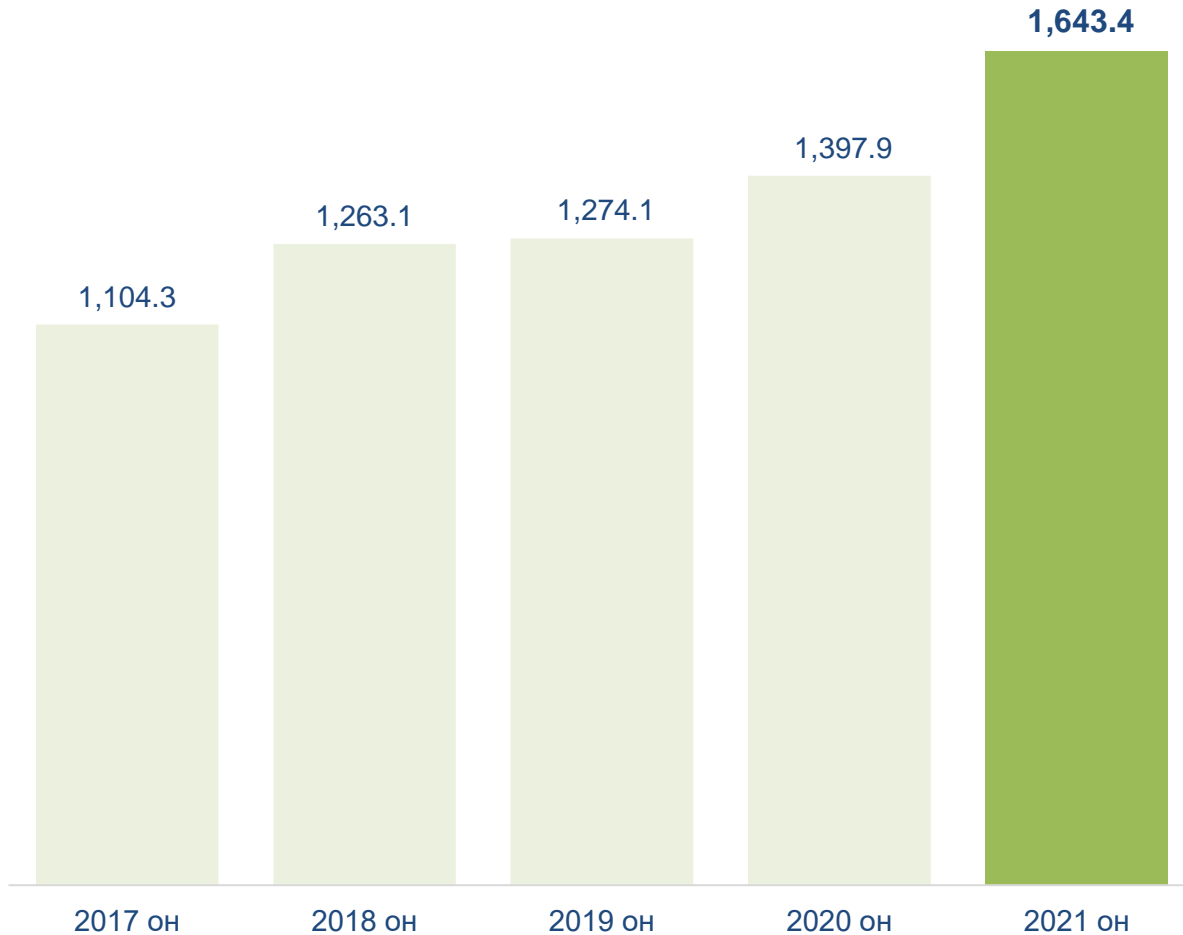


Parcel(< 2kg)

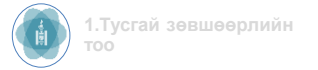


8. FINANCIAL INDICATORS


8.1. TOTAL INCOME OF COMMUNICATIONS' SERVICE PROVIDERS (LICENSEE) /Bill. Tug/



ICT 83.8%	Mobile telecom service	56.00%
	Internet service	9.26%
	Communications network service	7.74%
	Internet wholesale service	5.02%
	Comm network and infrastructure installation service	2.93%
	Fixed telecom service	1.54%
	Content service	0.68%
	Satellite service	0.52%
	International voice service	0.13%
	Broadcast 14.0%	Multichannel service
Broadcasting (FTA) TV		2.70%
Commercial TV		1.54%
Commercial radio		0.13%
Post 2.2%	Post service	2.18%



1.Тусгай зөвшөөрлийн тоо



2.Үүрэн холбооны үйлчилгээ



3.Суурин холбооны үйлчилгээ



4.Ачаалал



5.Интернэтийн үйлчилгээ



6.Телевиз олон сувгийн үйлчилгээ



7.Шуудангийн үйлчилгээ



8.Financial Indicators

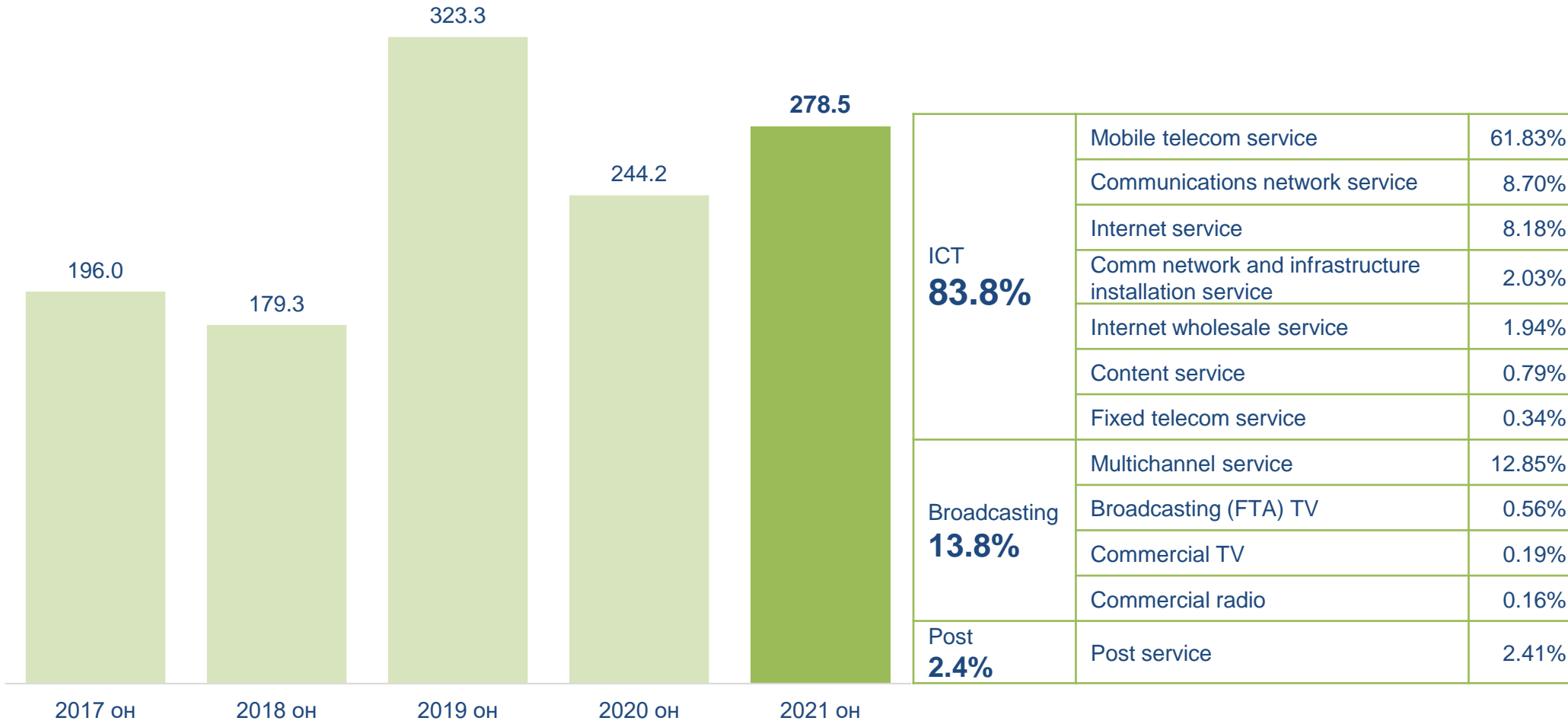


9.Хүний нөөц



8. FINANCIAL INDICATORS

8.2. TOTAL INVESTMENT OF COMMUNICATIONS' SERVICE PROVIDERS (LICENSEE) /Bill. Tug/



1.Тусгай зөвшөөрлийн тоо

2.Үүрэн холбооны үйлчилгээ

3.Суурин холбооны үйлчилгээ

4.Ачаалал

5.Интернэтийн үйлчилгээ

6.Телевиз олон сувгийн үйлчилгээ

7.Шуудангийн үйлчилгээ

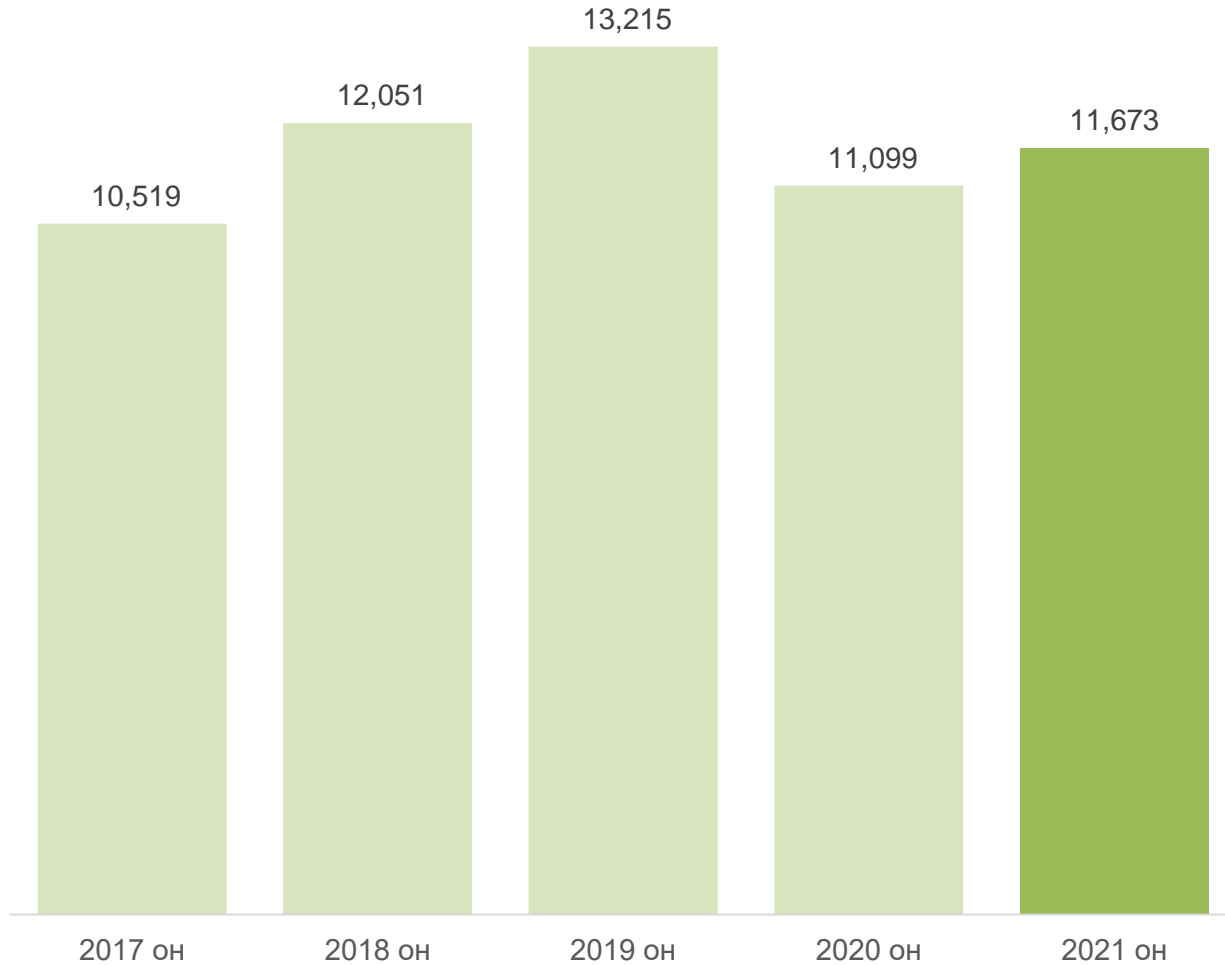
8.Financial Indicators

9.Хүний нөөц



9. HUMAN RESOURCE

9.1. Total number of employee of Communications service providers licensee



ICT 60.6%	Mobile telecom service	22.69%
	Communications network service	16.39%
	Comm network and infrastructure installation service	8.22%
	Fixed telecom service	6.96%
	Internet service	5.37%
	Internet wholesale service	0.45%
	Satellite service	0.43%
	Content service	0.06%
	International voice service	
Broadcasting 27.4%	Broadcasting (FTA) TV	11.75%
	Multichannel service	8.50%
	Commercial TV	5.77%
	Commercial radio	1.35%
Post 12.1%	Post service	12.08%

1.Тусгай зөвшөөрлийн тоо

2.Үүрэн холбооны үйлчилгээ

3.Суурин холбооны үйлчилгээ

4.Ачаалал

5.Интернэтийн үйлчилгээ

6.Телевиз олон сувгийн үйлчилгээ

7.Шуудангийн үйлчилгээ

8.Эдийн засгийн үзүүлэлтүүд

9.Human resource



THANK YOU FOR YOUR ATTENTION